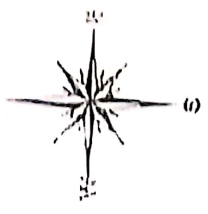


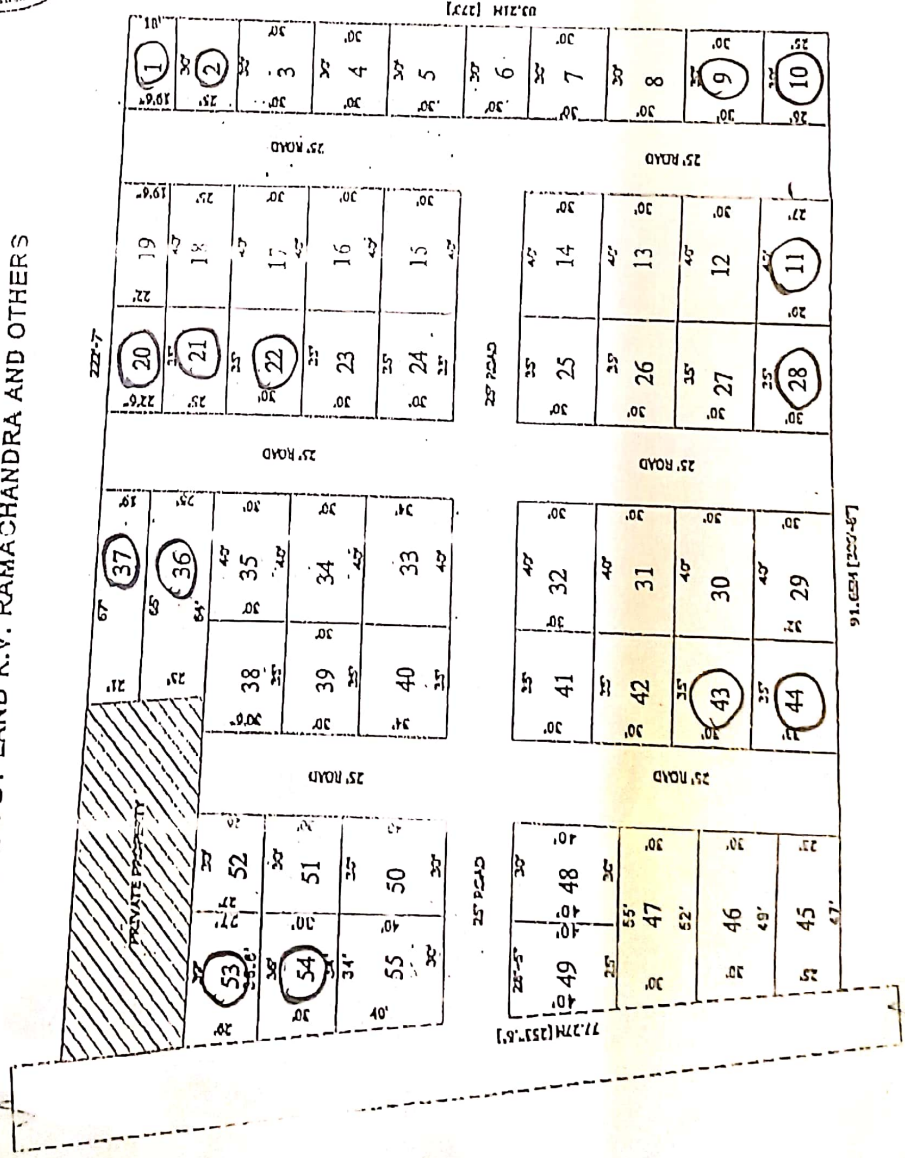
- 1 → 18.8 x 30 = 564 sqft
- 10 → 25.5 x 30 = 765 sqft
- 11 → 28 x 40 = 1120 sqft
- 28 → 29.6 x 35 = 1032.5 sqft
- 20 → 22.3 x 35 = 780.5 sqft
- 44 → 32.5 x 35 = 1137.5 sqft
- 53 → 28 x 37.8 = 1058.4 sqft

52 → 35 x 30 = 1050 sqft

20 x 65
32 → 1320 sqft
36 → 60.5 x 25 = 1512.5 sqft



NORTH BY LAND K.V. RAMACHANDRA AND OTHERS

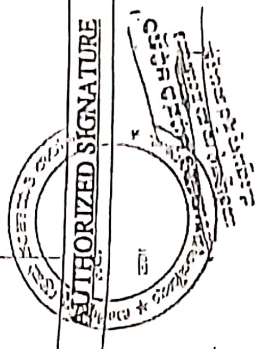


LAND SMT LEEVAATHI EAST

SOUTH BY ROAD AND RADHAMMA LAND

AREA STATEMENT			
S/L NO	SITE NO	DIMENSION	AREA NO OF SITES
1	18	25' X 30'	18
2	01	30' X 30'	01
3	08	25' X 40'	08
4	01	25' X 35'	01
7	11	35' X 30'	11
8	11	34' X 40'	11
9	11	34' X 35'	11
10	15	30' X 40'	15

PROJECT DETAILS
OWNER NAME: UTTAM KUMAR



WEST BY ROAD